



crop estimates committee oesskattingskomitee

From/Van: Mr Baldwin Netshifhefhe
Tel: 012 319 8043/32 • **Fax/Faks:** 012 319 8031 • **E-mail/E-pos:** BaldwinN@dalrrd.gov.za

Web page/Webblad: www.dalrrd.gov.za/old_website/statistics and economic reports or
www.saqis.org.za/CEC: Crop Estimates EMBARGO: 14:30



agriculture, land reform
& rural development

Department:
Agriculture, Land Reform and Rural Development
REPUBLIC OF SOUTH AFRICA

25 April 2024

The area planted estimate and third production forecast for summer crops for 2024 is hereby released.
 Hiermee word die oppervlakte- en derde produksieskatting vir somergewasse vir 2024 vrygestel.

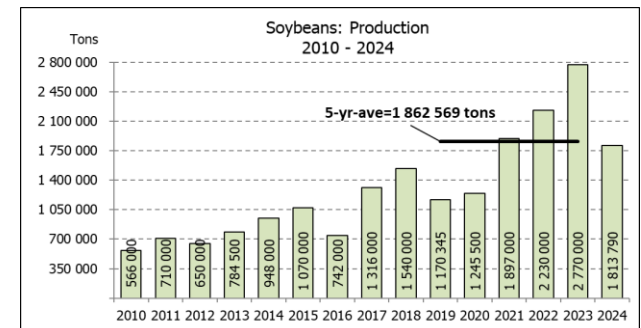
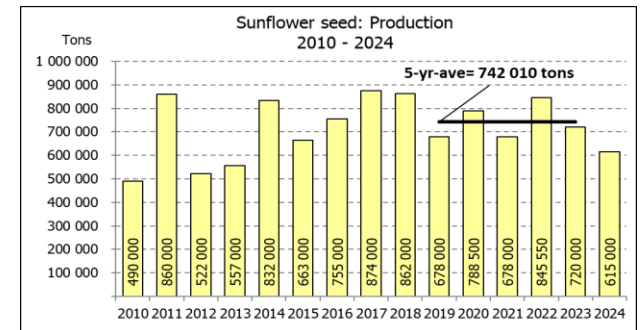
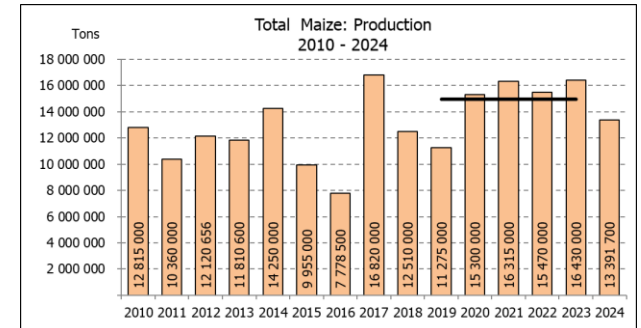
SUMMER CROPS – AREA PLANTED AND THIRD PRODUCTION FORECAST: 2024

SOMERGEWASSE – OPPERVLAKTE- EN DERDE PRODUKSIESKATTING: 2024

CROP/GEWAS	Area planted/ Opp beplant 2024 Ha (A)	3 rd forecast/ 3 ^{de} skatting 2024 Tons (B)	2 nd forecast/ 2 ^{de} skatting 2024 Tons (C)	Area planted/ Opp beplant 2023 Ha (D)	Final crop/ Finale oes 2023 Tons (E)	Change/ Verandering % (B) ÷ (C)
Commercial/Kommersiële:						
White maize/Witmielies	1 554 750	6 406 950	6 277 000	1 521 300	8 505 000	2,07%
Yellow maize/Geelmielies	1 081 500	6 984 750	6 978 750	1 064 800	7 925 000	0,09%
Total Maize/Totale Mielies	2 636 250	13 391 700	13 255 750	2 586 100	16 430 000	1,03%
Sunflower seed/Sonneblomsaad	529 000	615 000	589 000	555 700	720 000	4,41%
Soybeans/Sojabone	1 150 500	1 813 790	1 813 790	1 148 300	2 770 000	0,00%
Groundnuts/Grondbone	41 200	54 960	57 610	31 300	53 000	-4,60%
Sorghum	42 100	94 105	89 630	34 000	94 360	4,99%
Dry beans/Droëbone	39 550	54 120	54 120	36 650	50 260	0,00%
TOTAL/TOTAAL	4 438 600	16 023 675	15 859 900	4 392 050	20 117 620	1,03%
Non-Commercial Maize/Nie-Kommersiële Mielies						
Total Maize/Totale Mielies	347 000	575 000	N/A	358 620	664 040	N/A
Maize/Mielies: Commercial/Kommersiële + Non-Commercial/Nie-Kommersiële						
Total Maize RSA/Totaal Mielies RSA	2 983 250	13 966 700	N/A	2 944 720	17 094 040	N/A

Note: Estimate is for calendar year, e.g. production season 2023/24 = 2024

Nota: Skatting is vir kalenderjaar, bv. produksie-seisoen 2023/24 = 2024



The Crop Estimates Committee comprises officials of the following institutions:

Department of Agriculture, Land Reform and Rural Development; Provincial Departments of Agriculture; various ARC-Institutes (Soil, Climate and Water; Small Grains Institute; and Grain Crops Institute); BFAP and Statistics SA.

WHITE AND YELLOW MAIZE – AREA PLANTED AND SECOND PRODUCTION FORECAST: 2024

WIT- EN GEELMIELIES – OPPERVLAKTE EN TWEDE PRODUKSIESKATTING: 2024

Provinsie/ Province	Area planted/ Oppervlakte beplant 2024			3 rd forecast/ 3 ^{de} skatting 2024			Area planted/ Oppervlakte beplant 2023			Final crop/ Finale oes 2023		
	White/ Wit Ha	Yellow/ Geel Ha	Total/ Totaal Ha	White/ Wit Tons	Yellow/ Geel Tons	Total/ Totaal Tons	White/ Wit Ha	Yellow/ Geel Ha	Total/ Totaal Ha	White/ Wit Tons	Yellow/ Geel Tons	Total/ Totaal Tons
Western Cape/Wes-Kaap	250	3 500	3 750	2 300	32 200	34 500	250	3 500	3 750	2 375	33 000	35 375
Northern Cape/Noord-Kaap	1 500	42 000	43 500	18 750	676 200	694 950	1 000	43 500	44 500	12 500	696 000	708 500
Free State/Vrystaat	835 000	415 000	1 250 000	3 590 500	2 178 750	5 769 250	780 000	401 000	1 181 000	4 446 000	2 696 000	7 142 000
Eastern Cape/Oos-Kaap	6 000	27 000	33 000	39 600	191 700	231 300	5 750	25 000	30 750	40 250	192 500	232 750
KwaZulu-Natal	47 000	67 000	114 000	291 400	576 200	867 600	49 000	65 000	114 000	298 900	537 000	835 900
Mpumalanga	160 000	360 000	520 000	984 000	2 448 000	3 432 000	156 500	352 000	508 500	1 032 900	2 596 000	3 628 900
Limpopo	11 000	15 000	26 000	72 600	121 500	194 100	16 800	22 800	39 600	114 075	187 000	301 075
Gauteng	54 000	62 000	116 000	307 800	409 200	717 000	56 000	52 000	108 000	364 000	392 500	756 500
North West/Noordwes	440 000	90 000	530 000	1 100 000	351 000	1 451 000	456 000	100 000	556 000	2 194 000	595 000	2 789 000
Total/Totaal	1 554 750	1 081 500	2 636 250	6 406 950	6 984 750	13 391 700	1 521 300	1 064 800	2 586 100	8 505 000	7 925 000	16 430 000

SUNFLOWER SEED – AREA PLANTED AND SECOND PRODUCTION FORECAST: 2024

SONNEBLMSAAD – OPPERVLAKTE EN TWEDE PRODUKSIESKATTING: 2024

Province/ Provinsie	Area planted/ Opp beplant Ha 2024	3 rd forecast/ 3 ^{de} skatting Tons 2024	Area planted/ Opp beplant Ha 2023	Final crop/ Finale oes Tons 2023
Western Cape/Wes-Kaap	0	0	0	0
Northern Cape/Noord-Kaap	2 000	4 600	2 500	6 250
Free State/Vrystaat	255 000	331 500	290 000	402 000
Eastern Cape/Oos-Kaap	700	1 400	700	1 400
KwaZulu-Natal	300	600	300	600
Mpumalanga	3 500	4 900	5 000	7 140
Limpopo	90 000	76 500	100 000	75 000
Gauteng	2 500	3 000	2 200	2 860
North West/Noordwes	175 000	192 500	155 000	224 750
Total/Totaal	529 000	615 000	555 700	720 000

SOYBEANS – AREA PLANTED AND SECOND PRODUCTION FORECAST: 2024

SOJABONE – OPPERVLAKTE EN TWEDE PRODUKSIESKATTING: 2024

Province/ Provinsie	Area planted/ Opp beplant Ha 2024	3 rd forecast/ 3 ^{de} skatting Tons 2024	Area planted/ Opp beplant Ha 2023	Final crop/ Finale oes Tons 2023
Western Cape/Wes-Kaap	0	0	0	0
Northern Cape/Noord-Kaap	1 200	4 380	1 000	3 750
Free State/Vrystaat	545 000	708 500	565 000	1 330 000
Eastern Cape/Oos-Kaap	5 300	14 310	4 300	12 900
KwaZulu-Natal	47 000	169 200	44 000	163 000
Mpumalanga	320 000	576 000	305 000	671 000
Limpopo	21 000	71 400	26 000	88 500
Gauteng	56 000	84 000	48 000	105 600
North West/Noordwes	155 000	186 000	155 000	395 250
Total/Totaal	1 150 500	1 813 790	1 148 300	2 770 000

GROUNDNUTS – AREA PLANTED AND SECOND PRODUCTION FORECAST: 2024**GRONDBONE – OPPERVLAKTE EN TWEEDE PRODUKSIESKATTING: 2024**

Province/ Provinsie	Area planted/ Opp beplant Ha 2024	3 rd forecast/ 3 ^{de} skatting Tons 2024	Area planted/ Opp beplant Ha 2023	Final crop/ Finale oes Tons 2023
Western Cape/Wes-Kaap	0	0	0	0
Northern Cape/Noord-Kaap	4 200	11 970	2 000	5 300
Free State/Vrystaat	17 000	23 800	12 300	21 000
Eastern Cape/Oos-Kaap	0	0	0	0
KwaZulu-Natal	300	795	0	0
Mpumalanga	0	0	0	0
Limpopo	1 700	3 995	2 000	4 700
Gauteng	0	0	0	0
North West/Noordwes	18 000	14 400	15 000	22 000
Total/Totaal	41 200	54 960	31 300	53 000

SORGHUM – AREA PLANTED AND SECOND PRODUCTION FORECAST: 2024**SORGHUM – OPPERVLAKTE EN TWEEDE PRODUKSIESKATTING: 2024**

Province/ Provinsie	Area planted/ Opp beplant Ha 2024	3 rd forecast/ 3 ^{de} skatting Tons 2024	Area planted/ Opp beplant Ha 2023	Final crop/ Finale oes Tons 2023
Western Cape/Wes-Kaap	0	0	0	0
Northern Cape/Noord-Kaap	0	0	0	0
Free State/Vrystaat	11 500	16 675	5 200	14 820
Eastern Cape/Oos-Kaap	100	300	0	0
KwaZulu-Natal	100	350	100	400
Mpumalanga	8 300	35 690	8 500	35 275
Limpopo	18 000	35 100	15 500	33 325
Gauteng	100	390	100	420
North West/Noordwes	4 000	5 600	4 600	10 120
Total/Totaal	42 100	94 105	34 000	94 360

DRY BEANS – AREA PLANTED AND SECOND PRODUCTION FORECAST: 2024**DROëBONE – OPPERVLAKTE EN TWEEDE PRODUKSIESKATTING: 2024**

Province/ Provinsie	Area planted/ Opp beplant Ha 2024	3 rd forecast/ 3 ^{de} skatting Tons 2024	Area planted/ Opp beplant Ha 2023	Final crop/ Finale oes Tons 2023
Western Cape/Wes-Kaap	100	200	100	180
Northern Cape/Noord-Kaap	500	1 050	450	990
Free State/Vrystaat	13 500	12 825	14 000	13 300
Eastern Cape/Oos-Kaap	200	400	200	360
KwaZulu-Natal	2 100	2 520	2 100	3 150
Mpumalanga	2 600	4 290	5 000	7 000
Limpopo	12 200	24 400	8 000	16 000
Gauteng	850	935	800	880
North West/Noordwes	7 500	7 500	6 000	8 400
Total/Totaal	39 550	54 120	36 650	50 260

CONFIDENTIALITY ISSUES that CEC members are committed to adhere to on the day of the meeting

- Personal items such as laptops, handbags, cell phones, etc. are not allowed in the venue during the meeting
- No member is allowed to leave the meeting before 12:00 in order to prevent disclosure of the information
- The embargo time for the release of crop estimates information is 14:30
- No member is allowed to discuss crop estimates information with anyone other than a member of the Committee before the embargo time
- Only the Chairperson, or a member appointed by the Chairperson, may release the figures to the media
- Members must regard the detail of any information that was collected for and/or discussed during the meeting, as confidential
- Individual information received for crop estimate purposes is treated strictly confidential, and is not divulged for any other purposes

**AREA ESTIMATE AND THIRD PRODUCTION FORECAST OF SUMMER CROPS (2024 PRODUCTION SEASON)/
OPPERVLAKTE- EN DERDE PRODUKSIESKATTING VIR SOMERGEWASSE (2024 PRODUKSIE-SEISOEN)
25 APRIL 2024**

Summer field crops – 2024

Commercial maize: The size of the expected commercial **maize crop** has been set at 13,392 mill. tons, which is 1,03% or 135 950 tons more than the previous forecast of 13,256 mill. tons. The expected yield for maize is 5,08 t/ha.

The estimated maize crop is 18,49% or 3,038 mill. tons smaller than the 2023 crop. The three main maize producing areas, namely the Free State, Mpumalanga and North West provinces are expected to produce 80% of the 2024 crop.

The production forecast of **white maize** is 6,407 mill. tons, which is 2,07% or 129 950 tons more than the 6,277 mill. tons of the previous forecast. The area estimate for white maize is 1,555 mill. ha and the expected yield is 4,12 t/ha.

In the case of **yellow maize**, the production forecast is 6,985 mill. tons, which is 0,09% or 6 000 tons more than the 6,979 mill. tons of the previous forecast. The area estimate for yellow maize is 1,082 mill. ha and the yield is 6,46 t/ha.

The yield per ha for the Mpumalanga province was based on scientific and objective results provided by the ARC. Please note that the objective results for the Free State and North West provinces will be available in May 2024.

Other summer crops:

Sunflower seed: The production forecast for sunflower seed is 615 000 tons, which is 4,41% or 26 000 tons more than the previous forecast of 589 000 tons. The area estimate for sunflower seed is 529 000 ha, while the expected yield is 1,16 t/ha.

Other crops: The production forecast for **soybeans** remained unchanged at 1,814 mill. tons. The estimated area planted to soybeans is 1,151 mill. ha, with an expected yield of 1,58 t/ha.

The expected **groundnut** crop has been set at 54 960 tons, which is 4,60% or 2 650 tons less than the previous forecast of 57 610 tons. For groundnuts, the area estimate is 41 200 ha, with an expected yield of 1,33 t/ha.

The production forecast for **sorghum** is 94 105 tons, which is 4,99% or 4 475 tons more than the 89 630 tons of the previous forecast. The area estimate for sorghum is 42 100 ha and the expected yield is 2,24 t/ha.

In the case of **dry beans**, the production forecast remained unchanged at 54 120 tons. The area estimate of dry beans is 39 550 ha, with an expected yield of 1,37 t/ha.

Please note that the fourth production forecast for summer field crops for 2024 will be released on 28 May 2024.

Information is available on the internet at [http:// www.dalrrd.gov.za/old website/statistics](http://www.dalrrd.gov.za/old-website/statistics) or <http://www.sagis.org.za>, as from **14:30 on the date of the relevant meeting of the Crop Estimates Committee.**

Somergewasse – 2024

Kommersiële mielies: Die grootte van die verwagte kommersiële **mielie-oes** is op 13,392 milj. ton gestel, wat 1,03% of 135 950 ton meer is as die vorige skatting van 13,256 milj. ton. Die verwagte opbrengs van mielies is 5,08 t/ha.

Die geskatte mielie-oes is 18,49% of 3,038 milj. ton minder as die 2023-oes. Die drie belangrikste mielieproduserende gebiede, nl. die Vrystaat, Mpumalanga en Noordwes provinsies, gaan na verwagting 80% van die 2024-oes produseer.

Die produksieskatting van **witmielies** is 6,407 milj. ton, wat 2,07% of 129 950 ton meer is as die 6,277 milj. ton van die vorige skatting. Die oppervlakteskatting vir witmielies is 1,555 milj. ha en die verwagte opbrengs is 4,12 t/ha.

In die geval van **geelmielies** is die produksieskatting 6,985 milj. ton, wat 0,09% of 6 000 ton meer is as die 6,979 milj. ton van die vorige skatting. Die oppervlakteskatting vir geelmielies is 1,082 milj. ha en die opbrengs is 6,46 t/ha.

Die opbrengs-bepaling per ha vir die Mpumalanga provinsie is gebaseer op wetenskaplike en objektiewe resultate verstrek deur die LNR. Neem kennis dat die objektiewe resultate vir die Vrystaat en Noordwes provinsies, in Mei 2024 gerapporteer sal word.

Ander somergewasse:

Sonneblomsaad: Die produksieskatting vir sonneblomsaad is 615 000 ton, wat 4,41% of 26 000 ton meer is as die vorige skatting van 589 000 ton. Die oppervlakteskatting vir sonneblomsaad is 529 000 ha, terwyl die verwagte opbrengs 1,16 t/ha is.

Ander gewasse: Die produksieskatting van **sojabone** is onveranderd gelaat op 1,814 milj. ton. Die geskatte oppervlakte beplant van sojabone is 1,151 milj. ha, met 'n verwagte opbrengs van 1,58 t/ha.

Die verwagte **grondbone**-oes is op 54 960 ton gestel, wat 4,60% of 2 650 ton minder is as die vorige skatting van 57 610 ton. Vir grondbone is die oppervlakteskatting 41 200 ha, terwyl the verwagte opbrengs 1,33 t/ha is.

Die produksieskatting van **sorghum** is 94 105 ton, wat 4,99% of 4 475 ton meer is as die 89 630 ton van die vorige skatting. Die oppervlakteskatting vir sorghum is 42 100 ha, en die verwagte opbrengs is 2,24 t/ha.

In die geval van **droëbone** is die produksieskatting onveranderd gelaat op 54 120 ton. Die oppervlakte beplant met droëbone is 39 550 ha, en die verwagte opbrengs is 1,37 t/ha.

Neem aseblief kennis dat die vierde produksieskatting vir somergewasse vir 2024, op 28 Mei 2024 vrygestel sal word.

Inligting is beskikbaar op die internet by [http://www.dalrrd.gov.za/old website/statistics](http://www.dalrrd.gov.za/old-website/statistics) of by <http://www.sagis.org.za>, vanaf **14:30 op die dag van die toepaslike vergadering van die Oesskatting Komitee.**

The non-commercial agricultural sectors' production estimate for maize for 2024 is hereby released. / Hiermee word die nie-kommersiële landbou-sektor se produksieskatting vir mielies vir 2024 vrygestel.

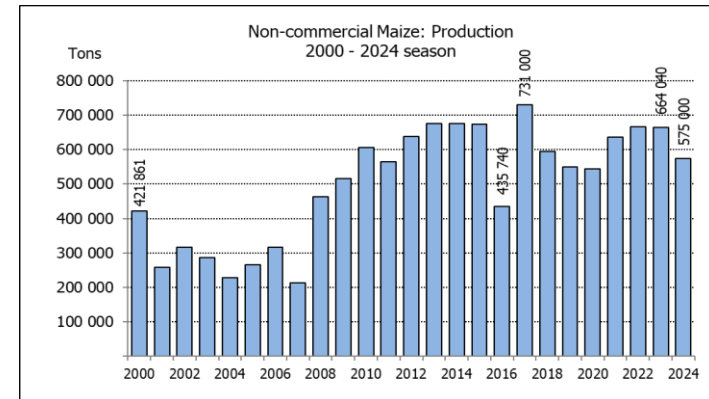
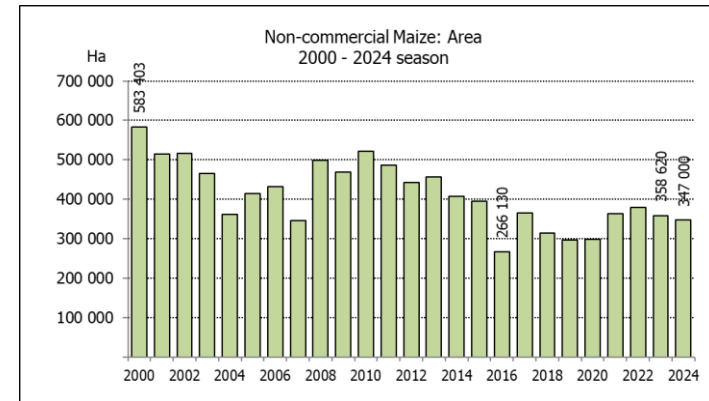
NON-COMMERCIAL MAIZE – PRELIMINARY AREA PLANTED AND PRODUCTION ESTIMATE: 2024

NIE-KOMMERSIËLE MIELIES – VOORLOPIGE OPPERVLAKTE- EN PRODUKSIESKATTING: 2024

CROP/GEWAS	Area planted/ Opp beplant 2024 Ha (A)	Production/ Produksie 2024 Tons (B)	Area planted/ Opp beplant 2023 Ha (C)	Final crop/ Finale oes 2023 Tons (D)	Change/ Verandering % (B) ÷ (D)
Non-commercial agriculture/Nie-kommersiële landbou:					
White maize/Witmielies	267 570	407 500	278 655	472 765	-13,80
Yellow maize/Geelmielies	79 430	167 500	79 965	191 275	-12,43
Maize/Mielies	347 000	575 000	358 620	664 040	-13,41

The area planted to maize in the non-commercial agricultural sector is estimated at 347 000 ha, which represents a decrease of 3,24%, compared to the 358 620 ha of the previous season. The expected maize crop for this sector is 575 000 tons, which is 13,41% less than the 664 040 tons of last season. It is important to note that about 46% of the maize produced in the non-commercial sector, is planted in the Eastern Cape, followed by KwaZulu-Natal with 22%.

Die voorlopige oppervlakte beplant met mielies in die nie-kommersiële landbou-sektor word geskat op 347 000 ha, wat 'n afname van 3,24% verteenwoordig in vergelyking met die 358 620 ha van die vorige seisoen. Die verwagte mielie-oes van dié sektor is 575 000 ton, wat 13,41% minder is as die 664 040 ton van die vorige seisoen. Dit is belangrik om daarop te let dat ongeveer 46% van die mielies wat geproduseer word in die nie-kommersiële sektor, in die Oos-Kaap geplant word, gevolg deur KwaZulu-Natal met 22%.



The intentions to plant winter cereals for the 2024 production season is hereby released. /
 Hiermee word die voorneme om wintergewasse te plant vir die 2024 produksie-seisoen vrygestel.

WINTERGEWASSE – VOORNEME OM TE PLANT: 2024

WINTER CEREALS –INTENTIONS TO PLANT: 2024

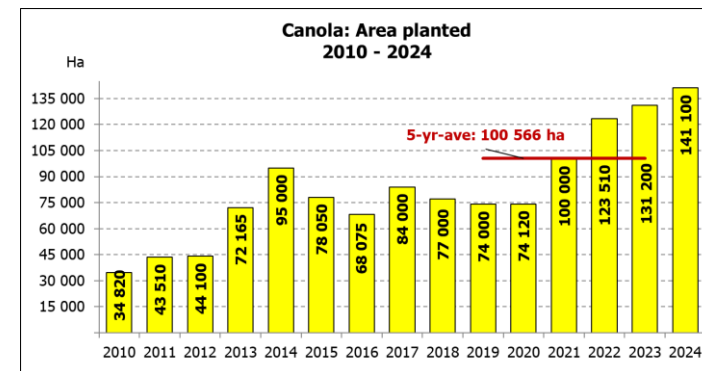
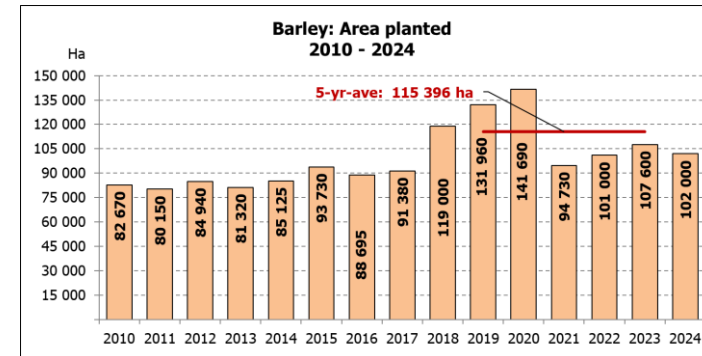
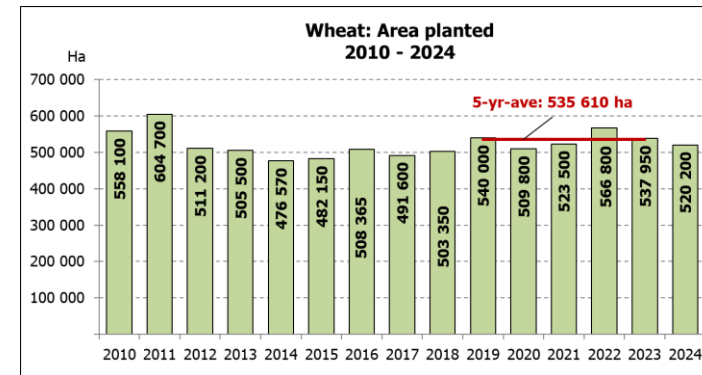
GEWAS/CROP	Voorneme/ Intentions* 2024 Ha (A)	Opp beplant/ Area planted 2023 Ha (B)	Finale skatting/ Final estimate 2023 Tons (C)	Verandering/ Change %
				(A) ÷ (B)
Wheat/Koring	520 200	537 950	2 078 025	-3,3%
Malting barley/Moutgars	102 000	107 600	376 195	-5,2%
Canola/Kanola	141 100	131 200	237 450	7,5%
Cereal oats/Hawermout	20 500	27 500	40 250	-25,5%
Sweet lupines/Soetlupine	15 000	16 000	16 000	-6,3%
Total winter cereals/Totaal wintergewasse	798 800	820 250	2 747 920	-2,6%

* Based on conditions at the middle of April 2024 / Gebaseer op toestande soos teen middel April 2024.

KORING – VOORNEME OM TE PLANT: 2024

WHEAT – INTENTIONS TO PLANT: 2024

Provinsie/ Province	Voorneme/ Intentions Ha 2024	Opp beplant/ Area planted Ha 2023	Finale skatting/ Final estimate Tons 2023
Wes-Kaap/Western Cape	370 000	365 000	1 095 000
Noord-Kaap/Northern Cape	40 000	40 000	296 000
Vrystaat/Free State	55 000	72 000	288 000
Oos-Kaap/Eastern Cape	5 000	6 300	40 950
KwaZulu-Natal	8 000	8 500	56 950
Mpumalanga	3 700	4 200	28 560
Limpopo	25 000	30 000	198 000
Gauteng	1 000	950	6 365
Noordwes/North West	12 500	11 000	68 200
Totaal/Total	520 200	537 950	2 078 025



2024: Intentions/Voornemens

INTENTIONS TO PLANT WINTER CROPS FOR 2024 / VOORNEME OM WINTERGEWASSE AAN TE PLANT VIR 2024

Winter cereal crops – 2024

Producers' intentions to plant winter cereals are mainly based on the results of a non-probability survey conducted by the Directorate: Statistics and Economic Analysis of the Department of Agriculture, Land Reform and Rural Development and reflects the position as at the middle of April 2024. Inputs were also received from the representatives of the respective Provincial Departments of Agriculture.

The figures for wheat represent the total number of hectares that are intended to be planted for grain, excluding any hectares that will be planted for fodder and grazing.

Early indications are that producers intend to plant 520 200 ha of **wheat** for the 2024 production season. This is 3,30% or 17 750 ha less than the 537 950 ha planted to wheat in 2023.

The main producing areas are within the Western Cape with 370 000 ha (71%), followed by the Free State with 55 000 ha (11%) and the Northern Cape with 40 000 ha (8%).

The expected area planted to **malting barley** is 102 000 ha, which is 5,20% or 5 600 ha less than the 107 600 ha of the previous year. The expected area planted to **canola** is also 141 100 ha, which is 7,55% or 9 900 ha more than the 131 200 ha planted in 2023. Producers intend to plant 20 500 ha of **cereal oats**, which is 25,45% or 7 000 ha less than the 27 500 ha of the previous season. The expected area planted to **sweet lupines** is 15 000 ha, which is 6,25% or 1 000 ha less than the previous season.

Please note that the preliminary area estimate of winter crops for 2024 will be released on 26 July 2024.

Wintergewasse – 2024

Produsente se voorneme om wintergewasse te plant is hoofsaaklik gebaseer op die resultate van 'n nie-ewekansige opname onderneem deur die Direktooraat: Statistiek en Ekonomiese Analise van die Departement van Landbou, Grondhervorming en Landelike Ontwikkeling en weerspieël die situasie teen die middel van April 2024. Insette is ook ontvang vanaf die verteenwoordigers van die onderskeie Provinsiale Departemente van Landbou.

Die syfers vir koring verteenwoordig die totale aantal hektare wat werklik beplant gaan word vir graan, uitgesluit alle hektare wat beplant gaan word vir groenvoer en weiding.

Vroeë aanduidings is dat produsente van voorneme is om 520 200 ha **koring** te plant vir die 2024-produksie-seisoen. Dit is 3,30% of 17 750 ha minder koring aangeplant as die 537 950 ha in 2023.

Die grootste produserende gebiede is in die Wes-Kaap, met 370 000 ha (71%), gevolg deur die Vrystaat met 55 000 ha (11%) en die Noord-Kaap met 40 000 ha (8%).

Die verwagte aanplantings van **moutgars** is 102 000 ha – 5,20% of 5 600 ha minder as die 107 600 ha van die vorige jaar. Die verwagte aanplantings van **kanola** is ook 141 000 ha, wat 7,55% of 9 900 ha meer is as die 131 200 ha wat aangeplant was in 2023. Produsente is van voorneme om 20 500 ha **hawermout** te plant, wat 25,45% of 7 000 ha minder is as die 27 500 ha van die vorige seisoen. Die verwagte aanplantings van soetlupine is 15 000 ha, wat 6,25% of 1 000 ha minder is as die vorige seisoen.

Neem asseblief kennis dat die voorlopige oppervlakteskattings vir wintergewasse vir 2023 op 26 Julie 2024 vrygestel sal word.

Information is available on the internet at <http://www.dalrrd.gov.za/statistics> or <http://www.sagis.org.za>, as from **14:30 on the date of the relevant meeting of the Crop Estimates Committee.**

Inligting is beskikbaar op die internet by <http://www.dalrrd.gov.za/statistics> of by <http://www.sagis.org.za>, vanaf **14:30 op die dag van die toepaslike vergadering van die Oesskattingskomitee.**